

# PACKAGING INFORMATION SHEET



A Product of Atticus, LLC

Product Name:	<b>Kylix</b>
Product SKU:	530282
Package Size:	8 x 1 qt
Product Class:	Insecticide
Product Type:	Suspension Concentrate
Unit Weight:	29.3 Lb. / 13.3 Kg
Units Per Pallet:	48 Cases
Full Pallet Weight:	1,446 Lb. / 656 Kg
Density U.S.:	9.10 or 1.09g/ml
Active Ingredient:	Clorantraniliprole 18.4% SC

Warehouse Stacking:	3 high
In Transit Stacking (FTL):	1 high
In Transit Stacking (LTL):	1 high

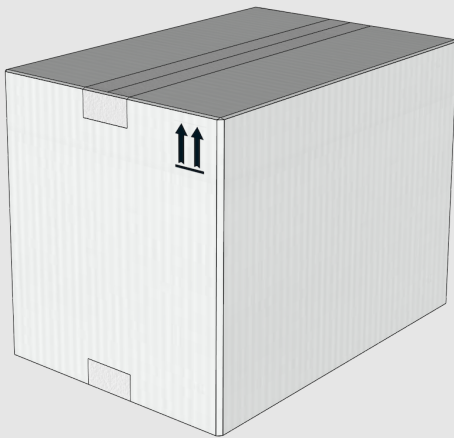
Stacking heights are guidelines based on engineering designs. Always observe safety guidelines during stacking

53' OTR Trailer:	26 pallets
40' Ocean Container:	20 pallets
20' Ocean Container:	10 pallets

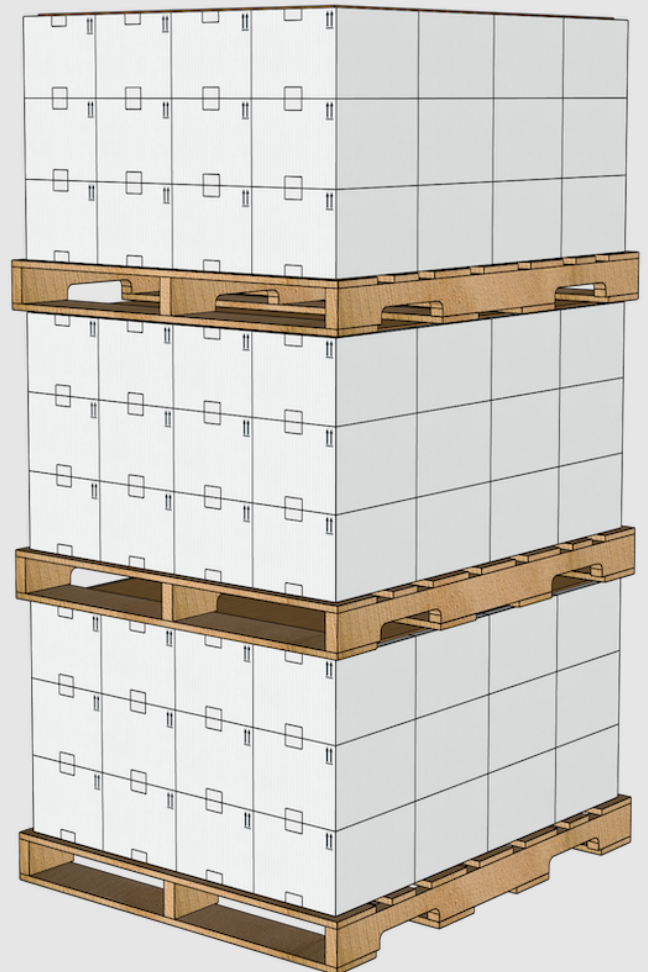
Total number of pallets is based on a maximum OTR gross weight limit of 42,500 lb with 26 floor pallet spaces.

\* Unit and full pallet weights represents the net product weight plus all associated packaging weights.

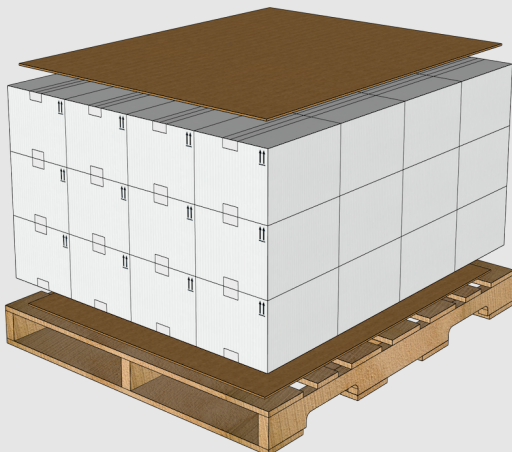
Unit Dimensions - 10.875" x 10" x 8.25"



Required Warehouse Space - 48" x 40" x 89.25"



Full Pallet Dimensions - 48" x 40" x 29.75"



For more details around the information provided please contact Atticus, LLC  
 940 NW Cary Parkway Suite 200 \ Cary, NC 27513 \ ph 984.465.4754 \ f 984.465.4755 \ www.AtticusLLC.com

# PACKAGING INFORMATION SHEET



A Product of Atticus, LLC

Product Name:	<b>Kylix</b>
Product SKU:	530283
Package Size:	4 x 1 gal
Product Class:	Insecticide
Product Type:	Suspension Concentrate
Unit Weight:	39.1 Lb. / 17.8 Kg
Units Per Pallet:	48 Cases
Full Pallet Weight:	1,923 Lb. / 872 Kg
Density U.S.:	9.10 or 1.09g/ml
Active Ingredient:	Clorantraniliprole 18.4% SC

Warehouse Stacking:	2 high
In Transit Stacking (FTL):	1 high
In Transit Stacking (LTL):	1 high

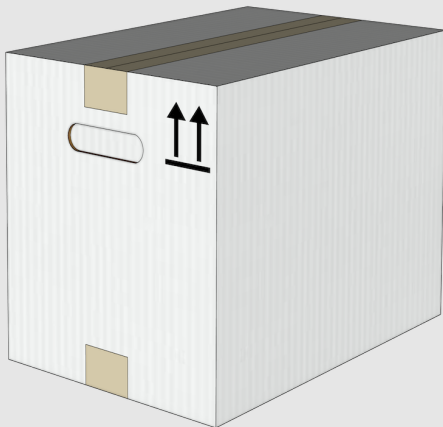
Stacking heights are guidelines based on engineering designs. Always observe safety guidelines during stacking

53' OTR Trailer:	22 pallets
40' Ocean Container:	20 pallets
20' Ocean Container:	10 pallets

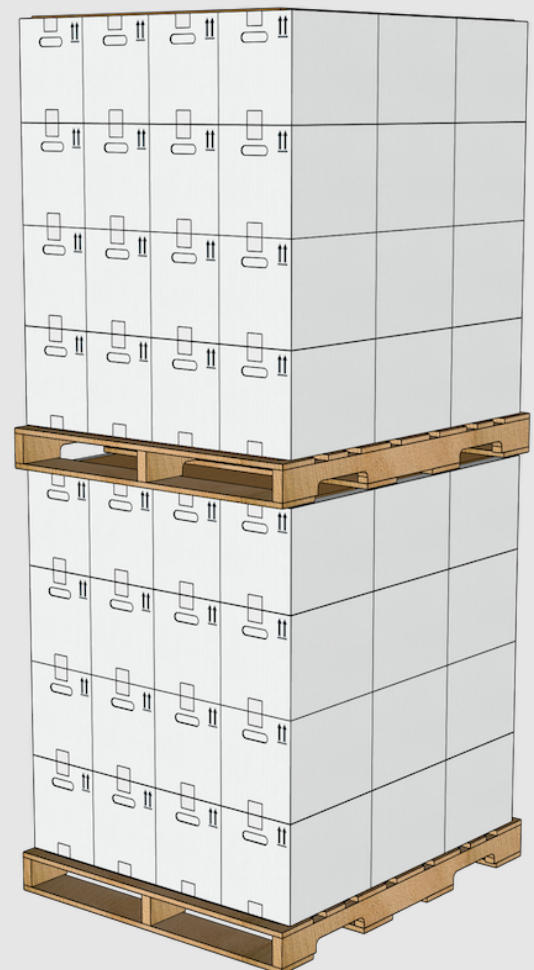
Total number of pallets is based on a maximum OTR gross weight limit of 42,500 lb with 26 floor pallet spaces.

\* Unit and full pallet weights represents the net product weight plus all associated packaging weights.

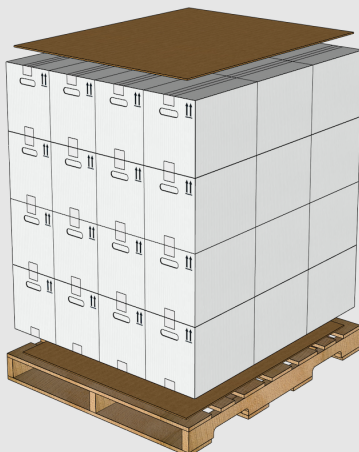
Unit Dimensions - 14.75" x 9.75" x 11.5"



Required Warehouse Space - 48" x 40" x 102"



Full Pallet Dimensions - 48" x 40" x 51"



For more details around the information provided please contact Atticus, LLC  
 940 NW Cary Parkway Suite 200 \ Cary, NC 27513 \ ph 984.465.4754 \ f 984.465.4755 \ www.AtticusLLC.com