

This information is for promotional purposes only. Space considerations may require information to be omitted. Always refer to the actual package for complete label verbiage. This product may not yet be available or approved for sale or use in your area.

DINOTEFURAN GROUP 4A INSECTICIDE



Contains dinotefuran, the active ingredient used in Venom[®] Insecticide.

FOR CONTROL OF LISTED SUCKING AND CHEWING INSECTS INFESTING BERRY AND SMALL FRUIT (SUBGROUP 13-07F, EXCEPT FUZZY KIWIFRUIT AND SUBGROUP 13-07H, EXCEPT STRAWBERRY), COTTON, CUCURBITS, FRUITING VEGETABLES, HEAD & STEM BRASSICA, LEAFY BRASSICA GREENS AND TURNIP GREENS, LEAFY VEGETABLES AND ONION, BULB (SUBGROUP 3-07A), ONION, GREEN (SUBGROUP 3-07B), PEACH AND NECTARINE, TUBEROUS AND CORM VEGETABLES (SUBGROUP 1C), AND WATERCRESS.

ACTIVE INGREDIENT:	(% by weight)
*Dinotefuran.....	70.0%
OTHER INGREDIENTS:	30.0%
TOTAL	100.0%
*N-methyl-N'-nitro-N'-[(tetrahydro-3-furanyl)methyl]guanidine	
EPA Reg. No.: 91234-399	

**KEEP OUT OF REACH OF CHILDREN
CAUTION**

Si usted no entiende la etiqueta, busque a alguien para que se la explique a usted en detalle.
(If you do not understand the label, find someone to explain it to you in detail.)

See below for additional Precautionary Statements and Directions for Use.

FIRST AID	
If on skin or clothing:	<ul style="list-style-type: none"> • Take off contaminated clothing. • Rinse skin immediately with plenty of water for 15-20 minutes. • Call a poison control center or doctor for further treatment advice.
If swallowed:	<ul style="list-style-type: none"> • Call a poison control center or doctor immediately for treatment advice. • DO NOT induce vomiting unless told to do so by the poison control center or doctor. • Have person sip a glass of water if able to swallow. • DO NOT give anything by mouth to an unconscious person.
If in eyes:	<ul style="list-style-type: none"> • Hold eye open and rinse slowly and gently with water for 15-20 minutes. • Remove contact lenses, if present, after the first 5 minutes, then continue rinsing eye. • Call a poison control center or doctor for further treatment advice.
If inhaled:	<ul style="list-style-type: none"> • Move person to fresh air. • If person is not breathing, call 911 or an ambulance, then give artificial respiration, preferably mouth-to-mouth, if possible. • Call a poison control center or doctor for further treatment advice.
HOT LINE NUMBER	
Have the product container or label with you when calling a poison control center or doctor, or going for treatment. You may also contact SafetyCall at 1-844-685-9173 for emergency medical treatment information.	

**For Chemical Emergency:
Spill, Leak, Fire, Exposure, or Accident,
Call CHEMTREC Day or Night**

Within USA and Canada: 1-800-424-9300 or +1 703-527-3887 (collect calls accepted)

Voreal[™] is not manufactured, or distributed by Valent U.S.A. LLC Agricultural Products, seller of Venom[®] Insecticide.



Manufactured for:
Atticus, LLC
940 NW Cary Parkway, Suite 200
Cary, NC 27513

PRECAUTIONARY STATEMENTS
HAZARDS TO HUMANS & DOMESTIC ANIMALS
CAUTION

PERSONAL PROTECTIVE EQUIPMENT (PPE)

Some materials that are chemical-resistant to this product are listed below. If you want more options, follow the instructions for category A on an EPA chemical resistance category selection chart.

Applicators and other handlers must wear:

- Long-sleeved shirt and long pants,
- Chemical-resistant gloves (made of any waterproof material),
- Shoes plus socks.

USER SAFETY REQUIREMENTS

Follow manufacturer's instructions for cleaning/maintaining PPE. If no such instructions exist for washables, use detergent and hot water. Keep and wash PPE separately from other laundry.

USER SAFETY RECOMMENDATIONS

Users should:

- Wash hands before eating, drinking, chewing gum, using tobacco or using the toilet.
- Remove clothing immediately if pesticide gets inside. Then wash thoroughly and put on clean clothing.
- Remove PPE immediately after handling this product. Wash the outside of gloves before removing. As soon as possible, wash thoroughly and change into clean clothing.

ENVIRONMENTAL HAZARDS

This pesticide is toxic to aquatic invertebrates. **DO NOT** apply directly to water, or to areas where surface water is present or to intertidal areas below the mean high water mark. **DO NOT** apply when weather conditions favor drift from treated areas. Drift and runoff from treated areas may be hazardous to aquatic organisms in water adjacent to treated areas. **DO NOT** dispose of equipment washwaters or rinsate into a natural drain or water body. **DO NOT** contaminate water when disposing of equipment washwaters or rinsate.

This compound is toxic to honey bees. The persistence of residues and potential residual toxicity of dinotefuran in nectar and pollen suggest the possibility of chronic risk to honey bee larvae and the eventual instability of the hive.

- This product is toxic to bees exposed to residues for more than 38 hours following treatment.
- **DO NOT** apply this product to blooming, pollen-shedding or nectar-producing parts of plants during this time period, unless the application is made in response to a public health emergency declared by appropriate state and federal authorities.

Dinotefuran and its degradate, MNG have the properties and characteristics associated with chemicals detected in groundwater. The high water solubility of dinotefuran, and its degradate, MNG, coupled with its very high mobility, and resistance to biodegradation indicates that this compound has a strong potential to leach to the subsurface under certain conditions as a result of label use. Use of this chemical in areas where soils are permeable, particularly where the water table is shallow, may result in groundwater contamination. Periodic monitoring of shallow groundwater in the use area is recommended.

PROTECTION OF POLLINATORS

 **APPLICATION RESTRICTIONS EXIST FOR THIS PRODUCT BECAUSE OF RISK TO BEES AND OTHER INSECT POLLINATORS. FOLLOW APPLICATION RESTRICTIONS FOUND IN THE DIRECTIONS FOR USE TO PROTECT POLLINATORS.**

Look for the bee hazard  icon in the **Directions for Use** for each application site for specific use restrictions and instructions to protect bees and other insect pollinators.

This product can kill bees and other insect pollinators.

Bees and other insect pollinators will forage on plants when they flower, shed pollen, or produce nectar.

Bees and other insect pollinators can be exposed to this pesticide from:

- Direct contact during foliar applications or contact with residues on plant surfaces after foliar applications.
- Ingestion of residues in nectar and pollen when the pesticide is applied as a seed treatment, soil, tree injection, as well as foliar applications.

When Using This Product Take Steps To:

- Minimize exposure of this product to bees and other insect pollinators when they are foraging on pollinator attractive plants around the application site.
- Minimize drift of this product on to beehives or to off-site pollinator attractive habitat. Drift of this product onto beehives or off-site to pollinator attractive habitat can result in bee kills.

Information on protecting bees and other insect pollinators may be found at the Pesticide Environmental Stewardship website at:

<http://pesticidestewardship.org/PollinatorProtection/Pages/default.aspx>.

Pesticide incidents (for example, bee kills) should immediately be reported to the state/tribal lead agency. For contact information for your state, go to: www.aapco.org/officials.html.

Pesticide incidents should also be reported to the National Pesticide Information Center at: www.npic.orst.edu or directly to EPA at: beekill@epa.gov

PHYSICAL OR CHEMICAL HAZARDS

DO NOT mix or allow to come in contact with any oxidizing agent. Hazardous chemical reaction may occur. **DO NOT** use, pour, spill or store near heat or open flame.

SPRAY DRIFT ADVISORY

DO NOT apply under conditions involving possible drift to food, forage or other plantings that might be damaged or the crop thereof rendered for sale, use or consumption.

DIRECTIONS FOR USE

It is a violation of Federal law to use this product in a manner inconsistent with its labeling.

READ ENTIRE LABEL, USE STRICTLY IN ACCORDANCE WITH PRECAUTIONARY STATEMENTS AND DIRECTIONS, AND WITH APPLICABLE STATE AND FEDERAL REGULATIONS.

DO NOT apply this product in a way that will contact workers or other persons, either directly or through drift. Only protected handlers may be in the area during application. For any requirements specific to your State or Tribe, consult the agency responsible for pesticide regulation.

BEE HAZARD DIRECTIONS FOR USE

Follow these additional application restrictions for use patterns marked with the Bee Hazard Icon.



1. FOR CROPS UNDER CONTRACTED POLLINATION SERVICES

- DO NOT apply this product while bees are foraging. DO NOT apply this product until flowering is complete and all petals have fallen unless the following condition has been met.

If an application must be made when managed bees are at the treatment site, the beekeeper providing the pollination services must be notified no less than 48-hours prior to the time of the planned application so that the bees can be removed, covered or otherwise protected prior to spraying. Bees must remain removed, covered or otherwise protected for 38 hours following application.

Follow these additional application restrictions for use patterns marked with the Bee Hazard Icon.



2. FOR FOOD CROPS NOT UNDER CONTRACT FOR POLLINATION SERVICES BUT ARE ATTRACTIVE TO POLLINATORS

- DO NOT apply this product while bees are foraging:
- This product is toxic to bees exposed to residues for more than 38 hours following treatment.
- DO NOT apply this product to blooming, pollen-shedding or nectar-producing parts of plants if bees may forage on the plants during this time period, unless the application is made in response to a public health emergency declared by appropriate state or federal authorities.

AGRICULTURAL USE REQUIREMENTS

Use this product only in accordance with its labeling and with the Worker Protection Standard, 40 CFR Part 170. This Standard contains requirements for the protection of agricultural workers on farms, forests, nurseries, greenhouses and handlers of agricultural insecticides. It contains requirements for training, decontamination, notification and emergency assistance. It also contains specific instructions and exceptions pertaining to the statements on this label about personal protective equipment (PPE) and restricted-entry interval. The requirements in this box only apply to uses of this product that are covered by the Worker Protection Standard.

DO NOT enter or allow worker entry into treated areas during the restricted entry interval (REI) of 12 hours.

PPE required for early entry to treated areas that is permitted under the Worker Protection Standard and that involves contact with anything that has been treated, such as plants, soil or water is:

- coveralls,
- chemical-resistant gloves (made of any waterproof material) and
- shoes plus socks.

RESISTANCE MANAGEMENT RECOMMENDATIONS

Voreal contains a Group 4A insecticide. Insect biotypes with acquired resistance to Group 4A insecticides may eventually dominate the insect population if Group 4A insecticides are used repeatedly in the same field or in successive years as the primary method of control for targeted species. This may result in partial or total loss of control of those species by Voreal or other Group 4A insecticides.

To delay insecticide resistance, consider:

- Avoiding the consecutive use of Voreal or other Group 4A insecticides that have a similar target site of action, on the same insect species.
- Using tank mixtures or premixes with insecticides from a different target site of action Group as long as the involved products are all registered for the same use and have different sites of action.
- Basing insecticide use on a comprehensive Integrated Pest Management (IPM) program.
- Monitoring treated insect populations for loss of field efficacy.
- Contacting your local extension specialist, certified crop advisors and/or manufacturers for resistance management and/or IPM recommendations for the specific site and resistant pest problems.
- For further information contact Atticus, LLC at 984-465-4800.

APPLICATION INFORMATION

Failure to follow directions and precautions on this label may result in crop injury, poor insect control and/or illegal residues.

For best performance, always follow these directions:

- Apply Voreal when insect pest populations begin to build, but before populations reach economically damaging levels. Check with your State and County Extension Service for availability of economic thresholds for pests controlled by Voreal.
- Voreal is a selective insecticide which will typically have minimal impact on beneficial arthropods and its use is compatible with Integrated Pest Management (IPM) programs. However, Voreal is toxic to bees exposed to direct treatment or to residue on blooming crops and weeds. DO NOT apply Voreal or allow it to drift onto blooming plants if bees are foraging in the treated area.
- Voreal is taken up into foliage after application. However, thorough spray coverage is essential for optimal performance. Apply Voreal in sufficient water to ensure good coverage.
- Voreal will suppress some pests. Suppression is defined as either inconsistent control (good to poor), or consistent control at a level below that generally considered acceptable for commercial control.



ROTATIONAL CROPS

For crops other than cotton, cucurbits, fruiting vegetables, grapes, head & stem brassica, leafy vegetables and potato, observe a 120 day plant back interval.

MIXING INSTRUCTIONS

Add 1/2 of the required amount of water to the mix tank. With the agitator running, add the desired amount of **Voreal** to the tank. Continue agitation while adding the remainder of the water. Begin application of the solution after **Voreal** has completely dispersed into the mix water.

Maintain agitation until all of the mixture has been applied.

Voreal PLUS TANK MIXTURES

Add 1/2 of the required amount of water to the mix tank. Start the agitator before adding any tank mix partners. Whenever possible add tank mix partners in this order: products packaged in water soluble packaging, wettable powders, wettable granules (dry flowables), liquid flowables, liquids, emulsifiable concentrates, surfactants and adjuvants. Always allow each tank mix partner to become fully dispersed before adding the next product. Provide sufficient agitation while adding the remainder of the water. Maintain agitation until all the mixture has been applied.

When using **Voreal** in tank mixtures, add all products in water soluble packaging to the tank before any other tank mix partner, including **Voreal**. Allow the water-soluble packaging to completely dissolve and the product(s) to completely disperse before adding any other tank mix partner to the tank.

If using **Voreal** in a tank mixture, observe all directions for use, crops/sites, use rates, dilution ratios, precautions and limitations which appear on the tank mix product label. **DO NOT** exceed labeled dosage rate of any product in the tank mix. Follow the most restrictive label precautions and limitations of any product in the tank mix. **DO NOT** mix **Voreal** with any product whose label prohibits such mixing. Tank mixtures or other applications of products referenced on this label are permitted only in those states in which the referenced products are labeled.

It is the pesticide user's responsibility to ensure that all products are registered for the intended use. Read and follow the applicable restrictions and limitations and directions for use on all product labels involved in tank mixing. Users must follow the most restrictive directions for use and precautionary statements of each product in the tank mixture.

COMPATIBILITY

IMPORTANT: The crop safety of all potential tank mixes on all crops has not been tested. Before applying any tank mixture not specifically recommended on this label, confirm safety to the target crop.

Voreal is compatible with most commonly used pesticides. However, since it is not possible to test all possible mixtures, the user must pretest to assure the physical compatibility and lack of phytotoxic effect of any proposed mixtures with **Voreal**. To determine the physical compatibility of **Voreal** with other products, use a jar test, as described below:

Using a quart jar, add the proportionate amounts of the products to 1 qt. of water. Add wettable powders and water dispersible granular products first, then liquid flowables and emulsifiable concentrates last. After thoroughly mixing, let stand for at least 5 minutes. If the combination remains mixed or can be remixed readily, it is physically compatible. Once compatibility has been proven, use the same procedure for additional required ingredients to the spray tank.

APPLICATION PROCEDURES

GROUND APPLICATION

Select spray nozzles that will provide accurate and uniform spray deposition. Use spray nozzles which provide medium sized droplets and reduce drift. To help ensure accuracy, calibrate sprayer before each use. For information on spray equipment and calibration, consult nozzle manufacturers and/or State and County Extension Service.

Apply **Voreal** using sufficient water volume to provide thorough and uniform coverage. In situations where a dense canopy exists and/or pest pressure is high, use greater water volumes. Spray adjuvants will improve spray coverage on some plant surfaces. **DO NOT** apply under conditions that will prevent adequate spray coverage or that will promote excessive spray drift.

AERIAL APPLICATION

Apply **Voreal** in water, using the minimum spray volume indicated in the Special Instructions of each crop, but not less than 3 gals/A. Increase spray volume where practical to improve coverage. **DO NOT** apply under conditions that will prevent adequate spray coverage or that will promote excessive spray drift.

APPLICATION THROUGH IRRIGATION SYSTEMS (CHEMIGATION)

Voreal alone or in combination with other products which are registered for application through sprinkler irrigation may be applied through irrigation systems. Apply this product only through micro-irrigation (individual spaghetti tube), drip irrigation, overhead irrigation or motorized calibrated irrigation equipment. **DO NOT** apply through any other type of irrigation system. Lack of effectiveness can result from non-uniform distribution of treated water. If you have questions about calibration, contact your State Extension Service specialist, equipment manufacturer or other experts. A person knowledgeable of the chemigation system and responsible for its operation, or under the supervision of the responsible person, shall shut the system down and make necessary adjustments should the need arise.

Using Water from Public Water Systems

DO NOT apply Voreal through any irrigation system physically connected to a public water system.

Public water system means a system for the provision to the public of piped water for human consumption if such system has at least 15 service connections or regularly serves an average of at least 25 individuals daily at least 60 days per year. **Voreal** may be applied through irrigation systems that are supplied by a public water system, but only if the water from the public water system is discharged into a reservoir tank prior to pesticide introduction. There shall be a complete physical break (air gap) between the outlet end of the fill pipe and to top or overflow rim of the reservoir tank of at least twice the inside diameter of the fill pipe. Before beginning chemigation, always make sure that the air gap exists and that there is no blockage of the overflow of the reservoir tank.

Any irrigation system using water supplied from a public water system must also meet the following requirements:

Operating Instructions for All Recommended Types of Irrigation Systems

1. The system must be calibrated to uniformly apply the rates specified. If you have questions about calibration, contact your State Extension Service specialist, equipment manufacturer or other experts.
2. The system must contain a functional check valve, vacuum relief valve, and low pressure drain appropriately located on the irrigation pipeline to prevent water source contamination from backflow.
3. The pesticide injection pipeline must contain a functional, automatic, quick closing check valve to prevent the flow of fluid back toward the injection pump.
4. The pesticide injection pipeline must also contain a functional, normally closed, solenoid operated valve located on the intake side of the injection pump and connected to the system interlock to prevent fluid from being withdrawn from the supply tank when the irrigation system is either automatically or manually shut down.
5. The system must contain functional interlocking controls to automatically shut off the pesticide injection pump when the water pump motor stops.
6. The irrigation line or water pump must include a functional pressure switch which will stop the water pump motor when the water pressure decreases to the point where pesticide distribution is adversely affected.
7. Systems must use a metering pump, such as a positive displacement injection pump (e.g., diaphragm pump) effectively designed and constructed of materials that are compatible with pesticides and capable of being fitted with a system interlock.
8. **DO NOT** apply when wind speed favors drift beyond the area intended.

Calibration and Application Instructions

Apply **Voreal** under the schedule specified in the specific crop use recommendations, not according to the irrigation schedule, unless the events coincide. In general, set the equipment to apply the minimum amount of water per acre. Run the system at 86 to 90% of the manufacturer's maximum rated travel speed.

The following calibration and application techniques are provided for user reference, but do not constitute a warranty of fitness for application through sprinkler irrigation equipment. Check with state and local regulatory agencies for potential use restrictions before applying any agricultural chemical through sprinkler irrigation equipment.

Center Pivot Irrigation Equipment

1. Use only drive systems that provide uniform water distribution.
2. **DO NOT** use end guns when chemigating **Voreal** through center pivot systems because of non-uniform application.
3. Plug the first nozzle closest to the well head to protect the water source.
4. Determine the size of the area to be treated.
5. Determine the time required to apply 0.1 to 0.25 inches of water over the area to be treated when the system and injection equipment are operated at normal pressures as recommended by the equipment manufacturer. Run the system at 80 to 95% of the manufacturer's rated maximum travel speed.
6. Using water, determine the injection pump output when operated at normal line pressure.
7. Determine the amount of **Voreal**, and any tank mix partners, required to treat the area covered by the irrigation system.
8. Add the required amount of **Voreal**, and any tank mix partners, and sufficient water to meet the injection time requirements to the solution tanks. (See **Mixing Instructions** section of this label.)
9. Make sure the system is fully charged with water before starting injection of the **Voreal** solution. Time the injection to last at least as long as it takes to bring the system to full pressure.
10. Maintain constant agitation in the solution tank during the injection period.
11. Inject the specified amount of **Voreal** per acre continuously for one complete revolution of the system.
12. Stop the injection equipment after treatment is complete. Continue to operate the system until the **Voreal** solution has cleared all of the sprinkler heads.
13. Allow time for all lines to flush the pesticide through all nozzles before turning off irrigation water.

Solid Set, Hand Move and Moving Wheel Irrigation Equipment

1. Determine the acreage covered by the sprinklers.
2. Fill injector solution tank with plain water and calibrate the flow rate of the system to deliver the contents of the tank over a 20 to 40 minute time interval.
3. Determine the amount of **Voreal** required to treat the area covered by the irrigation system.
4. Add the required amount of **Voreal**, and any other tank mix partners, into the same quantity of water used to calibrate the injection period. (See **Mixing Instructions** section of this label.)
5. Operate the system at the same pressure and time interval established during the calibration.
6. Inject specified amount of **Voreal** per acre for either a 20 to 40 minute period at the end of a regular irrigation set, or as a 20 to 40 minute injection as a separate application not associated with a regular irrigation to maximize retention of the insecticide by the foliage.
7. Stop injection equipment after treatment is completed. Continue to operate the system until the **Voreal** solution has cleared the last sprinkler head. To ensure lines are flushed and free from remaining pesticides, inject a dye indicator into the lines to mark the end of the application period.

SPRAY DRIFT RECOMMENDATIONS

Applicator is responsible for employing practices that will minimize spray drift at the application site.

The interaction of many equipment and weather related factors determine the potential for spray drift. The applicator is responsible for considering all of these factors when making decisions. Observe any state regulations that are more stringent than regulations on this label. Follow these recommendations to minimize spray drift:

- Make applications when wind velocity favors on-target product deposition (approximately 3 to 10 mph). **DO NOT** apply when wind velocity exceeds 10 mph or when wind gusts approach 10 mph.
- To reduce risk of exposure to sensitive aquatic areas, do not apply when wind direction is toward the aquatic area.
- **DO NOT** cultivate or plant crops within 25 ft of the aquatic area to allow growth of a vegetative filter strip.



- **DO NOT** make applications during temperature inversions. Inversions are characterized by stable air and increasing temperatures with increased height above the ground. Mist or fog is a potential indicator of the presence of an inversion in humid areas. Generation of smoke and observation of the smoke layer near the ground will assist applicators in determining if an inversion is present.
- Use the largest droplet size consistent with good pest control. Small droplets are more prone to spray drift and can be minimized by appropriate nozzle selection, by orienting nozzles away from the air stream as much as possible, and by not using excessive spray boom pressure.
- Apply as close to target plants as practical to obtain a good spray pattern for adequate coverage. **DO NOT** apply more than 10 ft above the crop canopy.
- For aerial applications, mount spray boom on the aircraft so as to minimize drift caused by wing tip vortices. Use minimum practical boom length and do not use a boom whose length exceeds 75% of wingspan or rotor diameter.

AIR ASSISTED (AIR BLAST) TREE AND VINE SPRAYERS

(Berry and Small Fruit (Subgroup 13-07F, except fuzzy kiwifruit) and Tuberous and Corm Vegetables (Subgroup 1C) Only)

Air assisted tree and vine sprayers carry droplets in the canopy of trees and vines via a radially or laterally directed air stream.

In addition to the general drift management principles already described, the following specific practices will further reduce the potential for drift.

- Adjust deflectors and aiming devices so that spray is only directed into the canopy.
- Block off upward pointed nozzles when there is no overhanging canopy.
- Use only enough air volume to penetrate the canopy and provide good coverage. Use 50 – 300 gals. of finished spray per acre.
- **DO NOT** allow spray to go beyond the edge of the cultivated area. Spray the outside row only from outside the planting.

BERRY AND SMALL FRUIT

(Subgroup 13-07F)

Small Fruit Vine Climbing, Except Fuzzy Kiwifruit

CROP	PESTS	PRODUCT RATES (oz./A)	SPECIAL INSTRUCTIONS
Amur river grape Gooseberry Grape Kiwifruit, hardy Maypop Schisandra berry Cultivars, Varieties and/or hybrids of these	Glassy-Winged Sharpshooter Grape Berry Moth (First and second generation only) Leafhoppers Mealybug Multi-colored Asian Lady Beetle Thrips	FOLIAR: 1 - 3 (0.044 - 0.131 lb. ai/A)	Higher water volumes provide improved insect control. Begin applications when first pest activity is noticed or when insects reach threshold levels per State and County Extension Service recommendations. Repeat as needed to maintain control, but not more often than every 14 days. For best results, time application before a damaging population becomes established. Under severe pest pressure, use the higher specified rates. For mealybug control: apply between budbreak and pea-berry size.
	Glassy-Winged Sharpshooter Grape Phylloxera (Suppression only) Leafhoppers Mealy bug Thrips Vine Mealybug	SOIL: 5 - 7.5 (0.219 - 0.328 lb. ai/A)	The rate applied affects the length of control. Use the high rate where infestations occur later in crop development, or where pest pressure is continuous. Voreal can be mixed and/or alternated with commonly used insecticides, such as fenprophathrin or pyriproxyfen, for better knockdown and/or improved control of pests.

NOTE: Regardless of application method do not apply more than a total of 12 oz. of Voreal (0.525 lb. ai) per acre per calendar year.

Foliar Application



- Follow application instructions as indicated in the **Bee Hazard Directions for Use**.
- Apply with air or ground equipment in adequate water for uniform coverage (5 to 10 gals/A by air or 50 to 300 gals/A by ground).
- **DO NOT** apply **Voreal** within one (1) day of harvest.
- **DO NOT** apply more than a total of 6 oz. of **Voreal** (0.263 lb. ai) per acre per calendar year.


Soil Application

- Make only one (1) soil application per calendar year.
- Apply with ground equipment in adequate water for uniform coverage (10 to 100 gals/A).
- **DO NOT** apply **Voreal** within twenty-eight (28) days of harvest.
- **DO NOT** apply more than a total of 7.5 oz. of **Voreal** (0.328 lb. ai) per acre per calendar year.
- For drip application, prior to injection, mix specified dosage in sufficient carrier volume (minimum of 2 gals of water per 1 lb. of product) to ensure uniform application and incorporation into the soil using drip or trickle irrigation water. Apply towards the end of the irrigation run to ensure the product does not leach past the root zone.

BERRY AND SMALL FRUIT
(Subgroup 13-07H)
Low Growing Berry Subgroup, Except Strawberry

CROP	PESTS	PRODUCT RATES (oz./A)	SPECIAL INSTRUCTIONS
Bearberry Bilberry Blueberry, Lowbush Cloudberry Cranberry Lingonberry Muntries Partridgeberry Cultivars, varieties and/or hybrids of these	Blackheaded Fireworm (Suppression only) Cranberry Fruitworm (Suppression only) Cranberry Weevil (Suppression only) Flea Beetles Leafhoppers Spanworm (Suppression only) Sparganothis Fruitworm (Suppression only) Stinkbugs Tipworm (Suppression only)	FOLIAR: 2 - 4 (0.088 - 0.175 lb. ai/A)	Higher water volumes provide improved insect control. Begin applications when first pest activity is noticed or when insects reach threshold levels per State and County Extension Service recommendations. Repeat as needed to maintain control, but not more often than every 14 days. For best results, time application before a damaging population becomes established. Under severe pest pressure, use the higher specified rates. The rate applied affects the length of control. Use the high rate where infestations occur later in crop development, or where pest pressure is continuous. Voreal can be mixed and/or alternated with commonly used insecticides, such as a pyriproxyfen insect growth regulator, to improve length of control and/or achieve better knockdown of pests.


Foliar Application

-  Follow application instructions as indicated in the **Bee Hazard Directions for Use**.
- Apply with air or ground equipment in adequate water for uniform coverage (Use a minimum of 5 gals/A for air or 30 gals/A for ground applications).
- DO NOT** apply **Voreal** within seven (7) days of harvest.
- DO NOT** apply more than a total of 8 oz. of **Voreal** (0.350 lb. ai) per acre per calendar year.

COTTON

CROP	PESTS	PRODUCT RATES (oz/A)	SPECIAL INSTRUCTIONS
Cotton	Banded Wing Whitefly Cotton Aphids Leafhoppers Plant Bugs Whiteflies Thrips	1 - 3 (0.044 - 0.14 lb. ai/A)	Higher water volumes provide improved insect control. Begin application when pest activity is first noticed or when insects reach threshold levels per State and County Extension Service recommendations. Repeat as needed to maintain control, but not more often than every 7 days. For best results, time application before a damaging population becomes established. Under severe pest pressure, use the higher specified rates. The rate applied affects the length of control. Use the high rate where infestations occur later in crop development, or where pest pressure is continuous. Voreal may be mixed and/or alternated with commonly used insecticides, such as pyriproxyfen to comply with local IPM and resistance management programs. Whiteflies: Voreal can be mixed and/or alternated with commonly used insecticides, such as pyriproxyfen, at labeled rates for improved knockdown of adults and extended residual control.

Foliar Application


-  Follow application instructions as indicated in the **Bee Hazard Direction for Use**.
- Apply with air or ground equipment in adequate water for uniform coverage (3 to 10 gals/A by air or 10 to 50 gals/A by ground).
- DO NOT** apply **Voreal** within fourteen (14) days of harvest.
- DO NOT** apply more than a total of 6 oz. of **Voreal** (0.263 lb. ai) per acre per calendar year.

CUCURBITS

CROPS	PESTS	PRODUCT RATES (oz./A)	SPECIAL INSTRUCTIONS
Acorn Squash Balsam Apple Balsam Pear Bitter Melon Butternut Squash Calabaza Cantaloupe Casaba Chayote Chinese Cucumber Chinese Waxgourd (Chinese Preserving Melon) Citron Melon Crenshaw Melon Crookneck Squash Cucumber Edible Gourd Gherkin Golden Pershaw Melon Honey Balls Honeydew Melon Hubbard Squash Mango Melon <i>Momordica</i> spp. Muskmelon Persian Melon Pineapple Melon Pumpkin Santa Claus Melon Scallop Squash Snake Melon Spaghetti Squash Straightneck Squash Summer Squash True Cantaloupe Vegetable Marrow Watermelon Winter Squash Zucchini	Brown Stink Bug Cucumber Beetle Flea Beetle Grasshopper Green Peach Aphid (Suppression only) Green Stink Bug Harlequin Bug Melon Aphid (Suppression only) Leafhoppers Leafminers Southern Green Stink Bug Squash Bug Thrips Whiteflies	FOLIAR: 1 - 4 (0.044 - 0.175 lb. ai/A)	Higher water volumes provide improved insect control. Begin applications when first pest activity is noticed or when insects reach threshold levels per State and County Extension Service recommendations. Repeat as needed to maintain control, but not more often than every 7 days. For best results, time application before a damaging population becomes established. Under severe pest pressure, use the higher specified rates. Restriction: DO NOT apply to vegetables grown for seed. The rate applied affects the length of control. Use the high rate where infestations occur later in crop development, or where pest pressure is continuous. Voreal may be mixed and/or alternated with commonly used insecticides, such as fenpropathrin or a pyriproxyfen insect growth regulator, to comply with local IPM and resistance management programs. Stink bugs: Coverage is essential for adequate control. Use sufficient water volume to ensure good coverage.
	Green Peach Aphid (Suppression only) Melon Aphid (Suppression only) Leafhoppers Leafminers Southern Green Stink Bug Squash Bug Thrips Whiteflies	SOIL: 5 - 7.5 (0.219 - 0.328 lb. ai/A)	Aphids: Voreal may provide only suppression of established or heavy aphid populations. Control may require use of tank mixes with other labeled insecticides.

Note: DO NOT combine foliar applications with soil applications, or vice versa. Only use one application method.

Foliar application

-  Follow application instructions as indicated in the **Bee Hazard Direction for Use**.
- Apply with air or ground equipment in adequate water for uniform coverage (3 to 10 gals/A by air or 20 to 40 gals/A by ground).
- DO NOT** apply **Voreal** within one (1) day of harvest.
- DO NOT** apply more than a total of 6 oz. of **Voreal** (0.263 lb. ai) per acre per calendar year.

Soil Application

- See **Conversion Chart for Linear Application** for linear application rates.
- Apply with ground equipment in adequate water for uniform coverage (10 to 100 gals/A).
- DO NOT** apply **Voreal** within twenty-one (21) days of harvest.
- DO NOT** apply more than a total of 12 oz. of **Voreal** (0.523 lb. ai) per acre per calendar year.

Apply specified dosage in sufficient carrier volume to ensure uniform application and incorporate into the soil using one of the following methods:


1. In a narrow band centered on the plant row in the bedding operation just prior to planting. For best results band width should be 2" or less and placed 1 to 2" below the seed depth.
2. In-furrow spray at or below seed level or a narrow surface band above the seedline during planting. For surface banded applications incorporate to a depth of 1"-1/2" with sufficient irrigation within 24 hours to insure satisfactory insect control.
3. As a post-seeding drench, transplant drench or hill drench. Applications should be made with sufficient water to insure incorporation into the root zone.
4. As a sidedress after plants are established. Applications should be placed within 2" to 4" to the side of each row and incorporated 1 or more inches deep. Applications should be made to each row if there are two rows per bed.
5. In drip or trickle irrigation water.

FRUITING VEGETABLES

CROPS	PESTS	PRODUCT RATES (oz./A)	SPECIAL INSTRUCTIONS
Bell Pepper Chili Pepper Cooking Pepper Eggplant Ground Cherry Pepino Pimento Sweet Pepper Tomatillo Tomato	Brown Stink Bug Colorado Potato Beetle Conspere Stink Bug Cucumber Beetle Flea Beetle Grasshopper Green Peach Aphid (Suppression only) Green Stink Bug Harlequin Bug Leafhoppers Leafminers Potato Aphid Southern Green Stink Bug Squash Bug Thrips Whiteflies	FOLIAR: 1 - 4 (0.044 - 0.175 lb. ai/A)	<p>Higher water volumes provide improved insect control.</p> <p>Begin applications when first pest activity is noticed or when insects reach threshold levels per State and County Extension Service recommendations. Repeat as needed to maintain control, but not more often than every 7 days. For best results, time application before a damaging population becomes established.</p> <p>Under severe pest pressure, use the higher specified rates.</p> <p>Restriction: DO NOT apply to vegetables grown for seed.</p> <p>The rate applied affects the length of control. Use the high rate where infestations occur later in crop development, or where pest pressure is continuous.</p> <p>Voreal can be mixed and/or alternated with commonly used insecticides, such as fenpropathrin or a pyriproxyfen insect growth regulator, for better knockdown and/or improved control of pests</p> <p>Stink bugs: Coverage is essential for adequate control. Use sufficient water volume to ensure good coverage.</p> <p>Aphids: Voreal provides only suppression of established or heavy aphid populations. Control may require use of tank mixes with other labeled insecticides.</p>
	Colorado Potato Beetle Flea Beetle Grasshopper Green Peach Aphid (Suppression only) Leafhoppers Leafminers Potato Aphid (Suppression only) Thrips Whiteflies	SOIL: 5 - 7.5 (0.219 to 0.328 lb. ai/A)	

Note: DO NOT combine foliar applications with soil applications, or vice versa. Only use one application method.

Foliar Application

-  Follow application instructions as indicated in the **Bee Hazard Direction for Use**.
- Apply with air or ground equipment in adequate water for uniform coverage (3 to 10 gals/A by air or 20 to 40 gals/A by ground).
- DO NOT** apply **Voreal** within one (1) day of harvest.
- DO NOT** apply more than a total of 6 oz. of **Voreal** (0.263 lb. ai) per acre per calendar year.

Soil Application

- See **Conversion Chart for Linear Application** for linear application rates.
- Apply with ground equipment in adequate water for uniform coverage (10 to 100 gals/A).
- DO NOT** apply **Voreal** within twenty-one (21) days of harvest.
- DO NOT** apply more than a total of 12 oz. of **Voreal** (0.523 lb. ai) per acre per calendar year.

Apply specified dosage in sufficient carrier volume to ensure uniform application and incorporate into the soil using one of the following methods:

1. In a narrow band centered on the plant row in the bedding operation just prior to planting. For best results band width should be 2" or less and placed 1" to 2" below the seed depth.
2. In-furrow spray at or below seed level or a narrow surface band above the seedline during planting. For surface-banded applications incorporate to a depth of 1"-1/2" with sufficient irrigation within 24 hours to insure satisfactory insect control.
3. As a post-seeding drench, transplant drench or hill drench. Applications should be made with sufficient water to insure incorporation into the root zone.
4. As a sidedress after plants are established. Applications should be placed within 2" to 4" to the side of each row and incorporated 1 or more inches deep. Applications should be made to each row if there are two rows per bed.
5. In drip or trickle irrigation water.

HEAD AND STEM BRASSICA

CROPS	PESTS	PRODUCT RATES (oz./A)	SPECIAL INSTRUCTIONS
Broccoli Brussels Sprouts Cabbage Cauliflower Cavolo Broccolo Chinese Broccoli Chinese Cabbage Chinese Mustard Cabbage Kohlrabi	Brown Stink Bug Cabbage Aphid (Suppression only) Cucumber Beetle Flea Beetle Grasshopper Green Peach Aphid (Suppression only) Green Stink Bug Harlequin Bug Leafminers Southern Green Stink Bug Squash Bug Whiteflies	FOLIAR: 1 - 4 (0.044 - 0.175 lb. ai/A)	<p>Higher water volumes provide improved insect control.</p> <p>Begin applications when first pest activity is noticed or when insects reach threshold levels per State and County Extension Service recommendations. Repeat as needed to maintain control, but not more often than every 7 days. For best results, time application before a damaging population becomes established.</p> <p>Under severe pest pressure, use the higher specified rates. The rate applied affects the length of control. Use the high rate where infestations occur later in crop development, or where pest pressure is continuous.</p> <p>Restriction: DO NOT apply to vegetables grown for seed.</p> <p>Voreal can be mixed and/or alternated with commonly used insecticides to comply with local IPM and resistance management programs.</p>
	Green Peach Aphid (Suppression only) Cabbage Aphid (Suppression only) Leafminers Whiteflies	SOIL: 5 - 7.5 (0.219 - 0.328 lb. ai/A)	

Note: DO NOT combine foliar applications with soil applications, or vice versa. Only use one application method.

Foliar Application



- Follow application instructions as indicated in the **Bee Hazard Direction for Use**.
- Apply with air or ground equipment in adequate water for uniform coverage (3 to 10 gals/A by air or 20 to 40 gals/A by ground).
- **DO NOT** apply **Voreal** within one (1) day of harvest.
- **DO NOT** apply more than a total of 6 oz. of **Voreal** (0.263 lb. ai) per acre per calendar year.

Soil Application

- See **Conversion Chart for Linear Application** for linear application rates.
- Apply with ground equipment in adequate water for uniform coverage (10 to 100 gals/A).
- **DO NOT** apply **Voreal** within twenty-one (21) days of harvest.
- **DO NOT** apply more than a total of 12 oz. of **Voreal** (0.525 lb. ai) per acre per calendar year.

Apply specified dosage in sufficient carrier volume to ensure uniform application and incorporate into the soil using one of the following methods:

1. In a narrow band centered on the plant row in the bedding operation just prior to planting. For best results band width should be 2" or less and placed 1" to 2" below the seed depth.
2. In-furrow spray at or below seed level or a narrow surface band above the seedline during planting. For surface banded applications incorporate to a depth of 1"-1/2" with sufficient irrigation within 24 hours to insure satisfactory insect control.
3. As a post-seeding drench, transplant drench or hill drench. Applications should be made with sufficient water to insure incorporation into the root zone.
4. As a sidedress after plants are established. Applications should be placed within 2" to 4" to the side of each row and incorporated 1 or more inches deep. Applications should be made to each row if there are two rows per bed.
5. In drip or trickle irrigation water.

LEAFY BRASSICA GREENS AND TURNIP GREENS

CROPS	PESTS	PRODUCT RATES (oz./A)	SPECIAL INSTRUCTIONS
Broccoli Raab Chinese Cabbage (Bok Choy) Collards Kale Mizuna Mustard Greens Mustard Spinach Rape Greens Turnip Greens	Aphids Flea Beetles Whitefly	2.0 - 3.0 (0.088 - 0.131 lbs. ai/A)	<p>Higher water volumes provide improved insect control.</p> <p>Begin applications when first pest activity is noticed or when insects reach threshold levels per State and County Extension Service recommendations.</p> <p>Repeat as needed to maintain control, but not more often than every 7 days. For best results, time application before a damaging population becomes established.</p> <p>Under severe pest pressure, use the higher specified rates.</p> <p>Restriction: DO NOT apply to vegetables grown for seed.</p> <p>The rate applied affects the length of control. Use the high rate where infestations occur later in crop development, or where pest pressure is continuous.</p> <p>Voreal may be mixed and/or alternated with commonly used insecticides to comply with local IPM and resistance management programs.</p> <p>To optimize resistance management practices, no more than three (3) applications of Voreal per growing season are allowed.</p>
<p>Foliar Application</p> <ul style="list-style-type: none"> • Follow application instructions as indicated in the Bee Hazard Direction for Use. • Apply with air or ground equipment in adequate water for uniform coverage (3 to 10 gals/A by air or 20 to 40 gals/A by ground). • DO NOT apply Voreal within one (1) days of harvest. • DO NOT apply more than a total of 6 oz. of Voreal (0.263 lb. ai) per acre per calendar year. 			


SPECIMEN

**LEAFY VEGETABLES
(Except Brassica Vegetables)**

CROPS	PESTS	PRODUCT RATES (oz/A)	SPECIAL INSTRUCTIONS
Amaranth (Chinese Spinach) Arugula (Roquette) Cardoon Celery Celtuce Chervil Chinese Celery Chrysanthemum Edible-leaved Garland	Flea Beetle Grasshopper Green Peach Aphid (Suppression only) Leafhoppers Leafminers Potato Aphid (Suppression only) Whiteflies	FOLIAR: 1 - 3 (0.044 - 0.131 lb. ai/A)	Higher water volumes provide improved insect control. Begin applications when first pest activity is noticed or when insects reach threshold levels per State and County Extension Service recommendations. Repeat as needed to maintain control, but not more often than every 7 days. For best results, time application before a damaging population becomes established. Under severe pest pressure, use the higher specified rates. Restriction: DO NOT apply to vegetables grown for seed. The rate applied affects the length of control. Use the high rate where infestations occur later in crop development, or where pest pressure is continuous.
Corn Salad Cress Garden Upland Dandelion Dock (Sorrel)	Brown Stink Bug Cucumber Beetle Green Stink Bug Harlequin Bug Southern Green Stink Bug Squash Bug	FOLIAR: 3 (0.131 lb. ai/A)	Voreal can be mixed and/or alternated with commonly used insecticides registered for this use for better knockdown and/or improved control of pests. Stink bugs: Coverage is essential for adequate control. Use sufficient water volume to ensure good coverage. Aphids: Voreal provides only suppression of established or heavy aphid populations. Control may require use of tank mixes with other labeled insecticides.
Endive (Escarole) Florence Fennel Lettuce Head Leaf Orach Parsley Purslane Garden Winter Radicchio (Red Chicory) Rhubarb Spinach Spinach, New Zealand Spinach, Vine Swiss Chard	Green Peach Aphid (Suppression only) Potato Aphid (Suppression only) Leafhoppers Leafminers Whiteflies	SOIL: 5 - 7.5 (0.219 - 0.328 lb. ai/A)	

Note: DO NOT combine foliar applications with soil applications, or vice versa. Only use one application method.

Foliar Application

-  Follow application instructions as indicated in the **Bee Hazard Direction for Use**.
- Apply with air or ground equipment in adequate water for uniform coverage (3 to 10 gals/A by air or 20 to 40 gals/A by ground).
 - **DO NOT** apply **Voreal** within seven (7) days of harvest.
 - **DO NOT** apply more than a total of 6 oz. of **Voreal** (0.263 lb. ai) per acre per calendar year.

Soil Application

- See **Conversion Chart for Linear Application** for linear application rates.
- Apply with ground equipment in adequate water for uniform coverage (10 to 100 gals/A).
- **DO NOT** apply **Voreal** within twenty-one (21) days of harvest.
- **DO NOT** apply more than a total of 12 oz. of **Voreal** (0.525 lb. ai) per acre per calendar year.

Apply specified dosage in sufficient carrier volume to ensure uniform application and incorporate into the soil using one of the following methods:

1. In a narrow band centered on the plant row in the bedding operation just prior to planting. For best results, apply in band 2" or less in width and 1" to 2" below the seed depth.
2. In-furrow spray at or below seed level or a narrow surface band above the seed line during planting. For surface banded applications incorporate to a depth of 1"-1/2" with sufficient irrigation within 24 hours to insure satisfactory insect control.
3. As a post-seeding drench, transplant drench or hill drench. Apply with sufficient water to insure incorporation into the root zone.
4. As a sidedress after plants are established. Applications should be placed within 2" to 4" to the side of each row and incorporated 1 or more inches deep. Applications should be made to each row if there are two rows per bed.
5. In drip or trickle irrigation water.

ONION, BULB AND GREEN
(Subgroups 3-07A and 3-07B)

CROPS	PESTS	PRODUCT RATES (oz./A)	SPECIAL INSTRUCTIONS
Bulb onion, includes: Daylily, bulb Fritillaria, bulb Garlic, bulb Garlic, Great-headed, bulb Garlic, serpent, bulb Lily, bulb Onion, bulb Onion, Chinese, bulb Onion, pearl Onion, potato, bulb Shallot, bulb Cultivars, varieties and/or hybrids of these Green onion, includes: Chive, fresh leaves Chive, Chinese, fresh leaves Elegans Hosta Fritillaria leaves Kurrat Lady's leek Leek Leek, wild Onion, Beltsville bunching Onion, fresh Onion, green Onion, macrostem Onion, tree, tops Onion, Welsh, tops Shallot, fresh leaves Cultivars, varieties and/or hybrids of these	Flea Beetles Grasshopper Leafhoppers	FOLIAR: 2 - 4 (0.088 - 0.175 lb. ai/A)	Higher water volumes provide improved insect control. Begin applications when first pest activity is noticed or when insects reach threshold levels per State and County Extension Service recommendations. Repeat as needed to maintain control, but not more often than every 7 days. For best results, time application before a damaging population becomes established. Under severe pest pressure, use the higher specified rates. Restriction: DO NOT apply to vegetables grown for seed. The rate applied affects the length of control. Use the high rate where infestations occur later in crop development, or where pest pressure is continuous. Voreal can be mixed and/or alternated with commonly used insecticides, such as pyriproxyfen, to improve length of control and/or achieve better knockdown of pests
	Stink bugs Leafminers Thrips Whiteflies	FOLIAR: 3 - 4 (0.131 - 0.175 lb. ai/A)	
	Leafminers Thrips Whiteflies	SOIL: 5 - 6 (0.219 - 0.263 lb. ai/A)	

Note: Regardless of application method of Voreal do not exceed 8.6 oz/A (0.375 lb. ai/A) per crop season.

Foliar Application

- Follow application instructions as indicated in the **Bee Hazard Direction for Use**.
- Apply with air or ground equipment in adequate water for uniform coverage (A minimum of 5 gals/A by air or 20 gals/A by ground).
 - **DO NOT** apply **Voreal** within one (1) day of harvest.
 - **DO NOT** apply more than a total of 6 oz. of **Voreal** (0.263 lb. ai) per acre per calendar year.

Soil Application

- See **Conversion Chart for Linear Application** for linear application rates.
- Apply with ground equipment in adequate water for uniform coverage (A minimum of 10 gals/A).
- Apply **Voreal** at planting or immediately after transplanting.
- **DO NOT** apply more than a total of 6.0 oz. of **Voreal** (0.263 lb. ai) per acre per calendar year.

Apply specified dosage in sufficient carrier volume to ensure uniform application and incorporate into the soil using one of the following methods:


1. In a narrow band centered on the plant row in the bedding operation just prior to planting. For best results band width should be 2" or less and placed 1" to 2" below the seed depth.
2. In-furrow spray at or below seed level or a narrow surface band above the seedline during planting. For surface-banded applications incorporate to a depth of 1"-1/2" with sufficient irrigation within 24 hours to insure satisfactory insect control.
3. As a post-seeding drench, transplant drench or hill drench. Applications should be made with sufficient water to insure incorporation into the root zone.
4. As a sidedress immediately after transplanting operations are finished. Applications should be placed within 2" to 4" to the side of each row and incorporated 1 or more inches deep. Applications should be made to each row if there are two rows per bed.
5. In drip or trickle irrigation water immediately after transplanting.

PEACH AND NECTARINE

CROP	PESTS	PRODUCT RATES (oz./A)	SPECIAL INSTRUCTIONS
Peach Nectarine	Aphids (Suppression only) Sharpshooters Leafhoppers	FOLIAR: 2 - 4 (0.088 - 0.175 lb. ai/A)	<p>Higher water volumes provide improved insect control.</p> <p>Begin applications when first pest activity is noticed or when insects reach threshold levels per State and County Extension Service recommendations. Repeat as needed to maintain control, but not more often than every 7 days. For best results, time application before a damaging population becomes established.</p> <p>Under severe pest pressure, use the higher specified rates.</p> <p>The rate applied affects the length of control. Use the high rate where infestations occur later in crop development, or where pest pressure is continuous.</p> <p>Voreal applied foliar can be mixed and/or alternated with commonly used insecticides, such as fenpropathrin or a pyriproxyfen insect growth regulator, to improve length of control and/or achieve better knockdown of pests.</p>
	Peach tree borer Plum curculio Aphids (Suppression only) Stink bugs	FOLIAR: 3 - 4 (0.131 - 0.175 lb. ai/A)	
	Aphids (Suppression only) Sharpshooters Leafhoppers Peach tree borer	SOIL: 6 (0.263 lb. ai/A)	

NOTE: Regardless of application method do not apply more than a total of 8 oz. of Voreal (0.350 lb. ai) per acre per calendar year.

Foliar Application

-  Follow application instructions as indicated in the **Bee Hazard Direction for Use**.
- Apply with air or ground equipment in adequate water for uniform coverage (A minimum of 5 gals/A by air or 50 gals/A by ground).
- DO NOT** apply **Voreal** within three (3) days of harvest.
- DO NOT** apply more than a total of 6 oz. of **Voreal** (0.263 lb. ai) per acre per calendar year.
- Interval between applications cannot be less than 7 days.

Soil Application

- DO NOT** apply **Voreal** within twenty one (21) days of harvest.
- Apply with ground equipment in adequate water for uniform coverage (A minimum of 100 gals/A).
- DO NOT** apply more than a total of 6.0 oz. of **Voreal** (0.263 lb. ai) per acre per calendar year.

Apply specified dosage in sufficient carrier volume to ensure uniform application and distribution within and around the root zone of each tree using one of the following methods:

1. As a drench. Applications should be made with sufficient water to insure incorporation into the root zone.
2. Using drip, trickle, micro sprinkler or any customized irrigation system derived from those systems to water trees independently.

SPECIMEN

**TUBEROUS AND CORM VEGETABLES
(Subgroup 1C)**

CROP	PESTS	PRODUCT RATES (oz./A)	SPECIAL INSTRUCTIONS
Arracacha Arrowroot Artichoke, Chinese Artichoke, Jerusalem Canna, edible Cassava, bitter and sweet	Colorado Potato Beetle Flea Beetle Green Peach Aphid (Suppression only) Potato Aphid (Suppression only) Potato Leafhopper Psyllid	FOLIAR: 1 - 1.5 (0.044 - 0.066 lb. ai/A)	Higher water volumes provide improved insect control. Begin applications when first pest activity is noticed or when insects reach threshold levels per State and County Extension Service recommendations Repeat as needed to maintain control, but not more often than every 14 days. For best results, time application before a damaging population becomes established. Under severe pest pressure, use the higher specified rates. The rate applied affects the length of control. Use the high rate where infestations occur later in crop development, or where pest pressure is continuous.
Chayote (root) Chufa Dasheen (taro) Ginger Leren Potato Sweet Potato Tanier Turmeric Yam bean Yam, true	Colorado Potato Beetle Flea Beetle Green Peach Aphid (Suppression only) Potato Aphid (Suppression only) Leafhoppers Psyllid spp. (Suppression only)	SOIL: 6.5 - 7.5 (0.284 - 0.328 lb. ai/A)	Voreal can be mixed and/or alternated with other insecticides registered for this use for better knockdown and/or improved control of pests. Aphids: Voreal provides only suppression of established or heavy aphid populations. Control may require use of tank mixes with other labeled insecticides.

Note: DO NOT combine foliar applications with soil applications, or vice versa. Only use one application method.

Foliar Application



- Follow application instructions as indicated in the **Bee Hazard Direction for Use**.
- Apply with air or ground equipment in adequate water for uniform coverage (3 to 10 gals/A by air or 10 to 50 gals/A by ground).
- **DO NOT** apply **Voreal** within seven (7) days of harvest.
- **DO NOT** apply more than a total of 4.5 oz. of **Voreal** (0.197 lb. ai) per acre per calendar year.

Soil Application

- See **Conversion Chart for Linear Application** for linear application rates.
- Apply with ground equipment in adequate water for uniform coverage (10 to 100 gals/A).
- Apply once at preplant, preemergence or at ground crack as directed below.
- **DO NOT** apply more than a total of 7.5 oz. of **Voreal** (0.328 lb. ai) per acre per calendar year.


Apply specified dosage in sufficient carrier volume to ensure uniform application and incorporate into the soil using one of the following methods:

1. In a narrow band centered on the plant row in the bedding operation just prior to planting.
2. In-furrow spray at planting. Direct spray in the furrow on the seed pieces or potatoes.
3. As a sidedress to both sides of the row or as a spray at ground crack directly over the row during hilling. Cover immediately with soil.

WATERCRESS

CROP	PESTS	PRODUCT RATES (oz./A)	SPECIAL INSTRUCTIONS
Watercress	Cucumber beetle Sharpshooters Leafhoppers Flea beetles	FOLIAR: 2 - 4 (0.088 - 0.175 lb. ai/A)	Higher water volumes provide improved insect control. Begin applications when first pest activity is noticed or when insects reach threshold levels per State and County Extension Service recommendations. Repeat as needed to maintain control, but not more often than every 7 days. For best results, time application before a damaging population becomes established.
	Aphids (Suppression) Stinkbugs Whiteflies Thrips	FOLIAR: 3 - 4 (0.131 - 0.175 lb. ai/A)	Under severe pest pressure, use the higher specified rates. The rate applied affects the length of control. Use the high rate where infestations occur later in crop development, or where pest pressure is continuous. Voreal can be mixed and/or alternated with commonly used insecticides, such as fenpropathrin or a pyriproxyfen, for better knockdown and/or improved control of pests.

Foliar Application

-  Follow application instructions as indicated in the **Bee Hazard Direction for Use**.
- Apply with air or ground equipment in adequate water for uniform coverage (5 to 10 gals/A by air or 50 to 300 gals/A by ground).
- DO NOT** apply **Voreal** within one (1) day of harvest.
- Interval between application cannot be less than 7 days
- DO NOT** apply more than a total of 8 oz. of **Voreal** (0.350 lb. ai) per acre per calendar year.

CONVERSION CHART FOR LINEAR APPLICATION

Rate of Product Oz./A	Row Width/Inches							
	20	24	28	30	32	34	36	40
Ounces Product/1,000 Row Ft.								
5	0.19	0.23	0.27	0.29	0.31	0.33	0.34	0.38
5.25	0.20	0.24	0.28	0.30	0.32	0.34	0.36	0.40
5.5	0.21	0.25	0.29	0.32	0.34	0.36	0.38	0.42
5.75	0.22	0.26	0.31	0.33	0.35	0.37	0.40	0.44
6	0.23	0.28	0.32	0.34	0.37	0.39	0.41	0.46
6.25	0.24	0.29	0.33	0.36	0.38	0.41	0.43	0.48
6.5	0.25	0.30	0.35	0.37	0.40	0.42	0.45	0.50
6.75	0.26	0.31	0.36	0.39	0.41	0.44	0.46	0.52
7	0.27	0.32	0.37	0.40	0.43	0.46	0.48	0.54
7.25	0.28	0.33	0.39	0.42	0.44	0.47	0.50	0.55
7.5	0.29	0.34	0.40	0.43	0.46	0.49	0.52	0.57

STORAGE AND DISPOSAL

Do not contaminate water, food or feed by storage or disposal.

PESTICIDE STORAGE: Store in a tightly closed container in a cool, dry place. Store in original container and out of reach of children, preferably in a locked storage area.

PESTICIDE DISPOSAL: Pesticide spray mixture or rinsate that cannot be used should be disposed of in a landfill approved for pesticides. Improper disposal of excess pesticide spray mixture or rinsate is a violation of Federal law. If these wastes cannot be disposed of by the use according to label instructions, contact your State Pesticide or Environmental Control Agency or the Hazardous Waste representative at the nearest EPA Regional Office for guidance.

CONTAINER HANDLING:

Bag: Nonrefillable outer bag. Do not reuse or refill the outer bag. Completely empty bag into application equipment. Then dispose of empty bag in a sanitary landfill or by other procedures allowed by State and local authorities.

Plastic Container: Nonrefillable container. Do not reuse or refill this container. Triple rinse container (or equivalent) promptly after emptying. Triple rinse as follows: Empty the remaining contents into application equipment or a mix tank. Fill the container ¼ full with water and recap. Shake for 10 seconds. Pour rinsate into application equipment or a mix tank or store rinsate for later use or disposal. Drain for 10 seconds after the flow begins to drip. Repeat this procedure two more times. Then offer for recycling if available or puncture and dispose of in a sanitary landfill, or by other procedures allowed by state and local authorities.

LIMITATION OF WARRANTY AND LIABILITY

IMPORTANT: READ BEFORE USE. Read the entire Directions for Use, Conditions of Warranties and Limitations of Liability before using this product. If these terms and conditions are not acceptable, return the unopened product container at once. By using this product, user or buyer accepts the following Disclaimer of Warranties and Limitations of Liability.

CONDITIONS: The directions for use of this product are believed to be adequate and must be followed carefully. However, it is impossible to eliminate all risks associated with the use of this product. Ineffectiveness, injury, and other unintended consequences may result because of such factors as manner of use or application (including misuse), the presence of other materials, weather conditions, and other unknown factors, all of which are beyond the control of ATTICUS, LLC. To the extent consistent with applicable law, all such risks shall be assumed by the user or buyer.

DISCLAIMER OF WARRANTIES: To the extent consistent with applicable law, ATTICUS, LLC makes no other warranties, express or implied, of merchantability or of fitness for a particular purpose or otherwise, that extend beyond statements on this label. **LIMITATIONS OF LIABILITY:** To the extent consistent with applicable law, neither ATTICUS, LLC the manufacturer, nor the Seller shall be liable for any indirect, special, incidental or consequential damages resulting from the use, handling, application, storage, or disposal of this product. To the extent consistent with applicable law, the exclusive remedy of the user or buyer for any and all losses, injuries or damages resulting from the use, handling, application, or storage of this product, whether in contract, warranty, tort, negligence, strict liability or otherwise, shall not exceed the purchase price paid.

Voreal™ is a trademark of Atticus, LLC.

Venom® is a registered trademark of Valent U.S.A. LLC.

20251216a

SPECIMEN